



Federal Sources




	10,321,678	7,931,001	30%	10,321,678	-	-	-	-	-	-	-
Total Revenue:	275,917,584	247,173,913	12%	211,947,296	38,791,319	-	-	13,154,792	8,250,280	-	3,773,8

CONSENT AGEND6c AGE mTEM



Expenditures

Salaries	128,125,212	121,989,440	5%	114,640,082	8,544,954	-	4,940,177	-	-	-	-
Benefits	37,561,094	36,996,340	2%	27,156,172	2,393,762	-	1,729,109	6,282,051	-	-	-
Purchased Services	10,498,329	9,023,551	16%	6,555,167	2,568,802	-	1,374,361	-	-	-	-



CASH & INVESTMENT SUMMARY FOR PERIOD ENDING
APRIL 2022
(000's)

Average Bank	Average Bank	CD/Treasuries Purchased	Average CD/Treasury	Interest Earnings	Amount of	*Total
--------------	--------------	----------------------------	------------------------	-------------------	-----------	--------

	<u>Balance</u> <u>3/31/2022</u>	<u>Current</u> <u>Receipts</u>	<u>Current</u> <u>Disbursement</u>	<u>Balance</u> <u>4/30/2022</u>
Cash	2,534,589.22	548,429.51	198,196.72	2,884,822.01
Accounts Payable	<u>(127,624.01)</u>	<u>206,835.67</u>	<u>304,565.70</u>	<u>(225,354.04)</u>
Total Net Available Funds	2,406,965.21	755,265.18	502,762.42	2,659,467.97
District	99,039.93	39,755.80	11,175.15	127,620.58
Palatine	604,407.71	108,117.24	60,289.51	652,235.44
Fremd	395,653.70	105,852.83	27,746.48	473,760.05
Conant	433,387.97	118,971.08	55,403.87	496,955.18
Schaumburg	401,822.25	105,177.18	115,873.96	391,125.47
Hoffman Estates	464,210.04	92,517.30	53,844.70	502,882.64
Academy North	343.65	-	2.00	341.65
Higgins Ed Center	<u>8,099.96</u>	62		